



4.4 x 2.2 m

SLEEPING BARREL

health, beauty, peace of mind

SPECIFICATIONS

WINDOWS

ROOF SHINGLES

TRANSPORTATION

ACCESSORIES

MAINTENANCE

USAGE



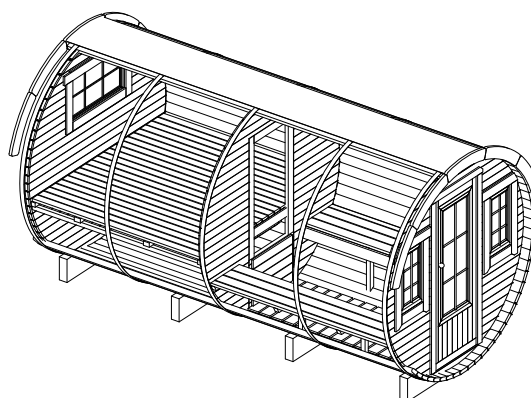
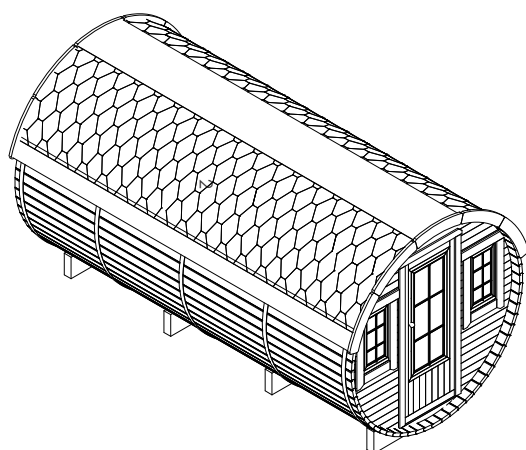
SPECIFICATIONS OF PRODUCT



HERE'S WHAT YOU GET

- Wall and floor panels
- Roof covered with bitumen shingles of your selected color;
- Stainless steel tightening bands;
- One opening window in the back wall;
- Two opening windows in front wall;
- Doors with a lock and a window;
- Two rooms inside: a sleeping room and a sitting room;
- Sleeping room with a sleeping space: 2 x 2 m.
- Available to make sleeping space at sitting room;
- Sitting room with two benches and a sliding table;

Shape	Round
External dimension	4400 x ø2200 mm
Number of Windows	3
Number of opening Windows	3
Weight, kg	1100 kg
Group of people	2-5
Size of Windows, mm	715 x 675 mm
Size of Doors, mm	690 x 1800 mm

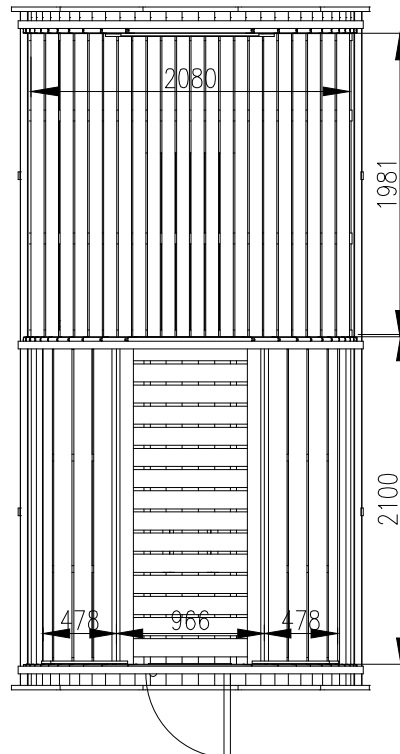
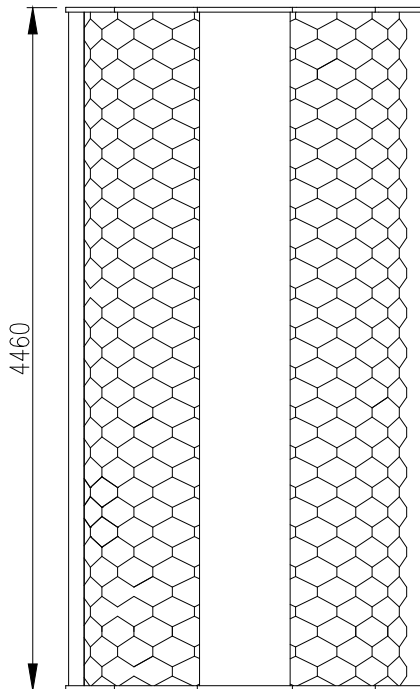
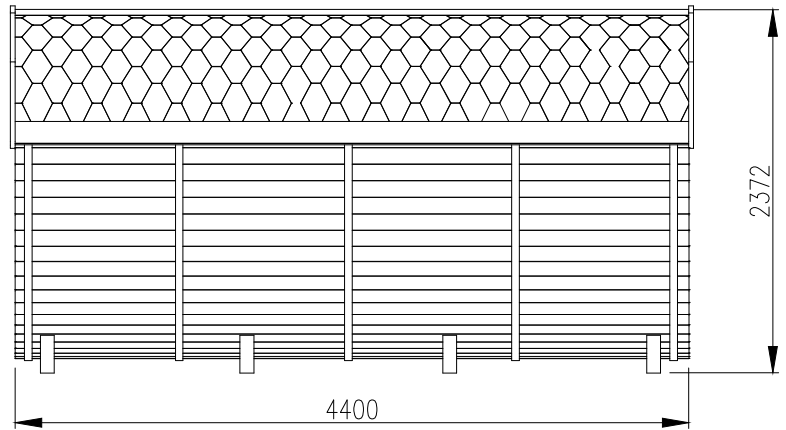
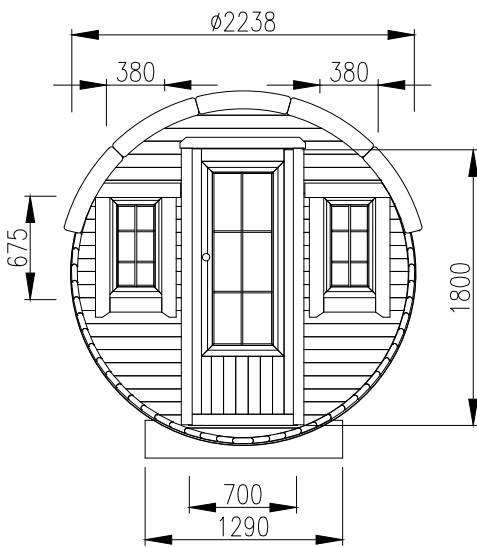


TYPE OF WOOD



The spruce is of Nordic species. It is light colored, nearly white. Thin and regular texture. Suitable for painting and flexible. Spruce tubs are outstanding for being waterproof and durable.

SPECIFICATIONS OF PRODUCT



SPECIFICATIONS OF PRODUCT

WINDOW AND DOOR


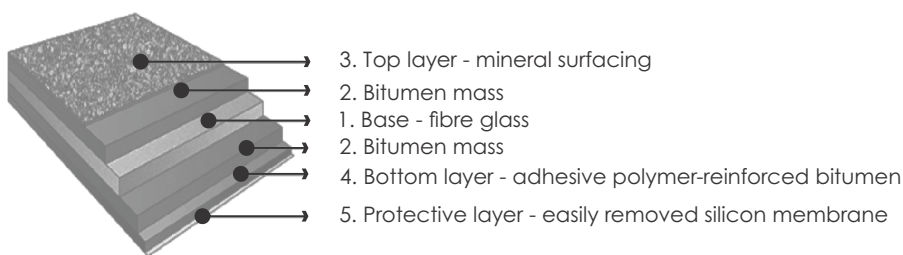
Lockable wooden door (6900x1800 mm) with large rectangular window. 3 opening windows: 2 in front and one in the back wall. Windows size: 715 x 675 mm. Glass units ensures: lower heat

transfer to the outside, as much as possible of light transmission, hermetic characteristics and long usage time.

ROOF SHINGLES

6 layer bitumen tiles consists of durable and highly resistant fiber glass base coated with polymer- reinforced bitumen mix made of high quality bitumen and aggregate. The top layer of tiles is surfaced with mineral granules that lend color to the tiles and ensure high UV-protection and other weather conditions resistance qualities. The granules are painted in high temperature using thermal method pigment being burned-in into the surface of granules what guarantees long durability of the

color. The bottom of tiles is coated with adhesive polymer-reinforced bitumen layer protected with easily removed silicon membrane. As a result of sun heat exposure the overlapped tiles stick to each other thus forming a double hydro-insulating layer, which guarantees excellent leak resistance of the roof. Bitumen tiles can be used both for new construction and roof repair work. You may choose black, green or red color bitumen tiles. The warranty term for tiles is 20 years!



Roof bitumen shingles' color: black, green, red.

SPECIFICATIONS OF PRODUCT

FOUNDATION

It is very important to have a proper foundation for your cabin. Therefore we recommend making the foundation according to the sketches here.

First of all, foundation must be prepared according to the landscape and ground


conditions. Consult a qualified builder or an engineer to prepare a proper foundation, which fits your location. Make sure to complete the site preparation and the foundation before unpacking and assembling the cabin.

TRANSPORTATION



Assembled:
4400 x 2350 x 2500
Not assembled:
4400 x 1200 x 2500

The sleeping barrel is delivered to a customer fully assembled or not-assembled, but fully complete, with detailed assembly instructions and drawings, and packed on a pallet (KIT).



Sleeping barrel 4.4 x ø2.2 m interior details.

USAGE

The surfaces of the new product that are in direct contact with the flames may create smoky smell while warming up using your grill for the first time. We advise to keep the door open during the first usage and not to cook until the smell has cleared. All metal grill details are covered with Temal 400 paints. The paint does not consist of unhealthy compounds and no chemicals hazardous to health are released during heating. It's also bears dry heat up to 400 degrees centigrade. Some splitting and burning of the paint is normal, because in the long run the paint does not bear the heat of the flames. Please note, that the grill may have sharp edges and the steel parts of the grill heats up when the fire is firing, therefore there is a risk of harm or burn yourself.

We suggest to use natural materials, starter cubes or a little of lighter fluid with small dry birch logs for lighting the fire. To make a fire lighting

more easier and to ensure that the grill is getting enough air, open the damper and keep the door open as well. The bigger logs can be added when the fire is burning well. Choose a non-sparking wood type; avoid using spruce or aspen and wood covered with bark. We advise to use logs with max length 300 mm. To get good ember we advise to add some charcoal as well. In order to achieve optimal ember, regulate the ventilation with opening and closing the damper.

Sufficient fresh airflow is most essential aspect of smoke exhaustion. At least as much fresh air should come in as goes out with the smoke. If the grill is smoking open the door of the cottage and make sure that the wood is dry or not bark covered. Provide additional dry wood if needed. Remove coals and ashes from the fireplace after they have cooled down.

MAINTENANCE

You should not forget that wood is a natural material, it change move depending on weather conditions. Large and small cracks, color tone differences and changes, as well as a changing structure of wood are not errors, but a result of wood growing and a feature of wood as a natural material.

Natural wood (not impregnated) becomes grayish after having been left untouched for a while, and can be turn blue and become moldy. You should immediately process them with wood impregnations to protect the wooden details of our produced products. We definitely recommend that you process the

door and windows with a wood impregnation agent, and do it namely both inside and outside, because the doors and windows can become twisted. In general, we recommend for the conclusive finishing a weather protection paint that will protect wood from moisture and UV radiation after the house is assembled. Consult a specialist regarding paints suitable for unprocessed softwood and follow the paint manufacturer's instructions.

Your garden house life time will be much longer after having properly painted. We recommend that you inspect the house thoroughly once every six month.

QUALITY | FLEXIBILITY | SHORT TERMS

QUALITY | FLEXIBILITY | SHORT TERMS



Misko 25, LT-85302 Venta, Lithuania
Tel.: +370 425 40030
Fax: +370 425 40031
E-mail: info@vikingindustrier.com
www.vikingindustrier.com