



# SAUNA LUNA 3.3 X 2.4 M WITH A CHANGING ROOM



# PRODUCT DESCRIPTION

Say yes to relaxing in your own backyard!

An outdoor sauna that comes in a minimalist and modern design combination. LUNA really redefines the concept of home wellness. You are making it all about relaxing in true elegance, with a minimalist and contemporary design.

This outdoor sauna model also comes with a changing room. You can easily use it to store your stuff or maybe you need quickly to change before stepping into the sauna.

The large sauna room window invites sunshine into the room and lets you look out into the breathtaking views.

## AVAILABLE OPTIONS:

- **All Sauna Room Interior From Deciduous Wood.** The entire sauna room interior can be produced of deciduous wood (18 x 96 mm). As a standard, this type of wood is only used for sauna room benches and backrests.
- **Insulated Walls, Roof.** Available to order with 100 mm rock wool insulation. Floor, front, and back walls without insulation.
- **Exterior Painting.** Assembled and not assembled products can be machinery painted. The high-quality preservative finish is professionally spray-applied in the factory to three sides of the wood. The product is treated in your choice of color.
- **Inside LED Lighting.** In the changing room and sauna room ceilings, both sides are under the sauna room backrests and benches.
- **Changing room bench.**
- **Big window in the back wall (sauna room).** Available to order big window (1711 x 768 mm) in the back wall.



## SPECIFICATION

<b>People</b>	6-8 persons
<b>Timber</b>	Spruce
<b>Shape</b>	Rectangle
<b>Room</b>	2
<b>Inside area</b>	6.0 m <sup>2</sup>
<b>Sauna area</b>	4.0 m <sup>2</sup>
<b>Total height</b>	2356 mm
<b>Exterior Cladding</b>	18 mm
<b>Interior Cladding</b>	12 mm
<b>External dimension</b>	3300 x 2441 mm
<b>Door size</b>	740 x 1725 mm
<b>Window size</b>	1442 x 1948 mm

## STANDARD SET

Marine plywood frame construction;

Walls and roof made from spruce wood;

2 rooms inside: sauna and changing room;

Front wall with large sauna room window;

Back wall without windows;

Door with a lock and a big tempered glass window;

Premium quality door fittings;

Two sauna room benches and backrests inside;

Adjustable ventilation;

Delivery not assembled (KIT) with detailed assembly instructions.

## DELIVERY

Sauna LUNA is delivered to the customer assembled or not assembled, with detailed assembly instructions, drawings, maintenance, and usage recommendations.

- **Size of pallet KIT (L x W x H):** 3.30 x 1.20 x 2.48 m.
- **Assembled (L x W x H):** 3.30 x 2.44 x 2.37 m.
- **Weight:** 1360 kg.

# HEATER AND CHIMNEY KIT



Electric heater Harvia Globe GL110E, 10.5kw + Harvia Xenio CX170 (9-15m3)



Electric heater Harvia Trendi KIP90, 9 kw (8 -14 m3)



Electric heater Harvia Vega BC60, 6 kW (5-8 m3)



Electric heater Harvia Vega BC80, 8 kW (7-12 m3)



Harvia Cilindro PC90XE, 9kW + Harvia Xenio CX001 (8-14m3)



Wood burning heater Harvia M3 SL (outside feeding), 16.5 kw (6-13 m3)



Wood burning heater Harvia M3, 16.5 kw (6-13 m3)



Wood burning heater Harvia Pro 20, 24 kw (8-20 m3)



Wood burning heater Harvia SL 20 (outside feeding), 24.1 kw (8-20 m3)

# OPTIONS

## INTERIOR FROM DECIDUOUS WOOD

Available to order sauna room all interior parts from deciduous wood (18 x 96 mm).

## INSULATED WALLS AND ROOF

Available to order with 100 mm rockwool insulation.

## LED LIGHTING (SAUNA, CHANGING ROOM)

### INSIDE LIGHTING.

*LED strips are used inside the sauna room:*

Under the sauna benches (on both sides)

Under the backrests (on both sides)

In the ceilings

*Inside the changing room:*

In the ceilings



In the ceilings



Under the  
backrests and  
sauna benches

## BIG WINDOW IN BACK WALL (SAUNA ROOM)

Available to order big window (1711 mm wide) in the back wall.

# ACCESSORIES



Bucket + Ladle Duo White



Clothes Hanger



Head Rest



Sauna Light



Sauna Light Cover



Heater Safety Fence for Electric Heaters



Heater Safety Fence for Woodburning Heaters



Water Tank For Woodburning Heaters



Wooden Bucket



Wooden Ladle



Thermometer - Hydrometer

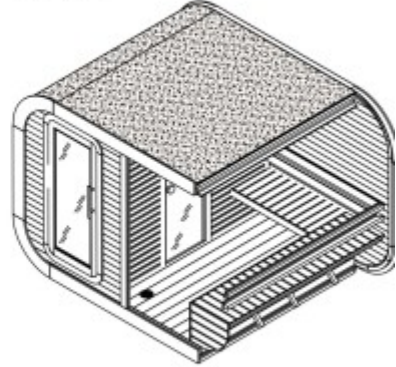
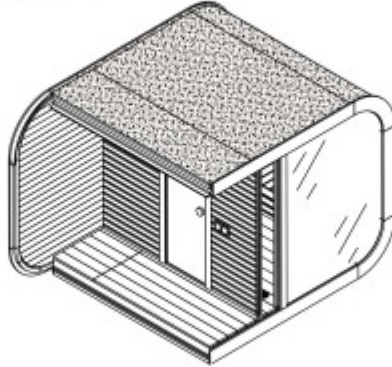

# DRAWINGS

## SAUNA LUNA 3.3 x 2.4 m with a changing room DRAWINGS



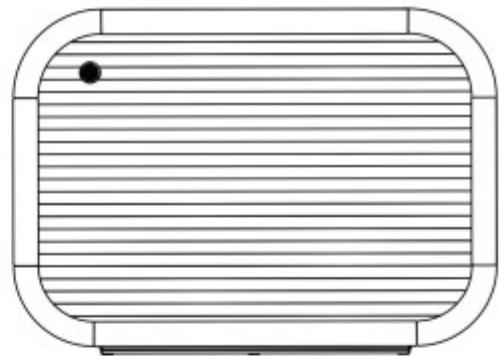
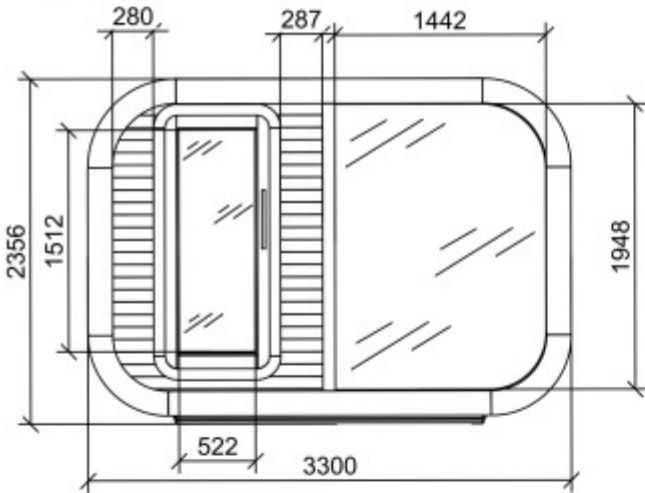
Changing room  
cut view

Sauna room  
cut view




Front view

Back view



Side view

Cut view






# PAINTING

## COLOR CARD


### EXTERIOR WOOD STAIN COLORS




Water-based, quick drying premium total protection for wood outside.  
Thin layer varnish – 3 in 1: impregnation, primer, and varnish!



PINE / LARCH RC260




TEAK RC545




CHESTNUT RC555



FIR GREEN RC960




MAHAGONY RC565



PALISANDER RC720




SILVER GREY RC970



NUT WOOD RC660



PINE RC270



RUSTIC OAK RC360




LIGHT OAK RC365




HEMLOCK RC120



WHITE RC990



EBONY RC790



SALT GREEN RC965


**PLEASE NOTE:** The colors shown in the catalogue and website may not 100% match the color you will receive.  
The color of the wood material affects the final color.

# PAINTING

## COLOR CARD

### EXTERIOR WOOD PAINT COLORS


Weather protection, water-based paints. High-performance and environmentally friendly.



WHITE / RAL 9016




ANTRACITE GREY / RAL 7016



LIGHT GREY / RAL 7035



DUSTY GREY / RAL 7037



OXIDE RED / RAL 3009




JET BLACK / RAL 9005




MOSS GREEN / RAL 6005



AZURE BLUE / RAL 5009



GREY BROWN / RAL 8019



BROWN RED / RAL 3011

**PLEASE NOTE:** The colors shown in the catalogue and website may not 100% match the color you will receive. The color of the wood material affects the final color.

# **PAINTING**

## **AUTOMATIC MACHINE SPRAY TECHNOLOGY**

### *Benefits*

One of the main and most obvious benefits of using a paint machine is the speed and flexibility at which we can suggest our painting service for all of our products. A spray paint machine can get the work done faster and more consistently than manually painting. While the machine works faster, it improves quality too – sprayers produce an even coat of paint, leaving a high-quality finish.

With our painting service from now, we can suggest our client's maximum flexibility! Not assembled products such as Grill cabins, Pavilions, Camping pods, and other products of any size you can order painted too!

## **PROFESSIONAL SPRAY**

The high-quality preservative finish is professionally spray applied in the factory to three sides of the wood. The product is treated in your choice of color (one color for all product).

## **STAIN | PAINT**

### *Which type of paint should I Use?*

Properly painting and impregnating is one of the most important things to consider when thinking about how to extend your product's lifetime.

Paint and natural wood finish instantly spruce up the aesthetics of your product.

The decision you will need to make is if you want to use a water-based wood stain or paint. Both will offer you UV protection. The wood stains will allow the texture of the wood to show through and many are now available in a vast range of colors, however, paints will give you an intensive color, but will cover the grain and texture of the wood.

# USAGE AND MAINTENANCE

## USING YOUR SAUNA

### PREPARING YOUR SAUNA FOR USE.

- If you have wood burning heater, make sure to remove the protective film of the heater chimney before heating.
- Check the Sauna before heating. No flammable objects must be left on or near the heater.
- Check that there is water in the water tank (if you are using it).
- Ensure that the Sauna door is unlocked and easy to open before using it. If necessary, sauna door must be adjusted by the customer.
- Do not mount any additional accessories or shelves above the heater.
- Turn the Sauna heater on.
- The thermometer should be located at head level in the Sauna. It should be further away from the heater, so it does not give a false reading.
- Wait for the Sauna to reach the required temperature (normally 80-90° C).

*All users should be aware of the potential dangers and requirements prior to participation in the Sauna!*

### THINGS TO NOTE WHEN USING THE SAUNA

Enjoy the many health benefits of the relaxing heat of your Sauna. But remember: being inside the hot Sauna for long periods of time raises your body temperature, which may be dangerous, especially for those with a heart condition or other health risks. **Generally, the recommended time inside a Sauna is from 10 to 15 minutes.** After a period of heating, take a **5 minute break** and then repeat. Also:

- Familiarize yourself with the safety instructions and keep away from the heater when it is hot.
- Be very careful when moving in the Sauna, as the benches and floors may be slippery!
- The Sauna should not be used by pregnant women or very young children.
- Remove all jewelry before entering the hot Sauna.

### MAINTENANCE

Wood is a natural material and can change through time. Cracks of various sizes, structural or color changes are not the defects – rather, they are features of the wood. Natural wood (not impregnated) becomes grayish after being left untouched for a while. Later it can turn blue and get covered with mold.

- Impregnate and paint the wood to protect the product from outside. We recommend to inspect Sauna every 6 month and evaluate need of re-impregnation, re-painting.
- When not in use, keep a bucket full of water in the Sauna during summer.
- Doors of the Sauna must be adjusted regularly.
- You should keep the sauna ventilation open all the time, to allow it time to dry and air out to avoid mold.
- To remove bench stains, use a mild soapy water and a soft cotton cloth. This can also be used on the heater itself - just make sure it's off and completely cool when you clean it.
- Don't use harsh or abrasive chemicals on benches, as these can bleach and warp the wood, ruining the grain and turning it grey.

*With these simple maintenance tips your Sauna will stay inviting, fresh, and enjoyable!*



Misko 25, LT-85302 Venta, Lithuania  
info@vikingindustrier.com

---

[www.vikingindustrier.com](http://www.vikingindustrier.com)